



4515 East 139th Street
 Grandview, MO 64030
 800-362-9055
 Fax 800-362-1463
www.PRIER.com

C-534 Commercial Wall Hydrant

with P-004 Vacuum Breaker & Dual Backflow Preventor



- Commercial
- Freezeless
- ASSE 1052 Approved
- Anti-Siphon
- Two Backflow Check Valves
- Self Draining
- Vandal Proof Lock Shield



Application

The Prier C-534 provides a year round source of water to areas of structures that are subject to freezing temperatures. The hydrant valve is connected to the supply piping in the heated portion of the structure, eliminating the possibility of freezing. To assure freeze protection, the hydrant will drain even with the hose attached and under pressure without sprayback!

The C-534 combines Freezeless Hydrant features with self-draining, anti-siphon and two backflow check valves! The vacuum breaker/backflow preventor provides protection against cross-connection of the potable water supply, while venting to eliminate any vacuum. The C-534 has an extended vandal proof lockshield and is shipped with a loose key for operation. Upon closure the valve drains even with closed end hose attached. No special installation tools are required.

Features

- C-534 Hydrant features P-004 ASSE 1052 approved double check valve and vacuum breaker
- Drains automatically with hose attached & under pressure to prevent pipes from freezing and bursting without sprayback
- Downward pitch is built into hydrant, ensuring proper installation.
- All drainage features are accomplished “outside the wall” eliminating brick and wall cutting
- All cast brass construction, solid cast brass seat, body and cap
- Nickel plated body and cap
- Solid brass stem ends use large diameter long wearing ACME Threads
- Stem packing and handle assembly are identical to Prier’s C-134 Design
- Metal collar covers drainage holes and protects user from sprayback while closing under pressure
- Multiple vent holes ensure proper draining
- Cycle tested to simulate 25 years minimum service
- Loose key operated with vandalproof lock shield
- Patent protected

Materials


Brass	Body, Stem Ends (2), Seat, Collar
Hard Copper	Operating Stem, Shaft
Teflon w/Graphite	Packing
EPDM	Drain Seal Washer, Triple Seal Stopper
Silicone	Vacuum Breaker Washer
Acetal	Vacuum Breaker Check Spider
Stainless Steel	Seat Pin
Aluminum	Operating Key



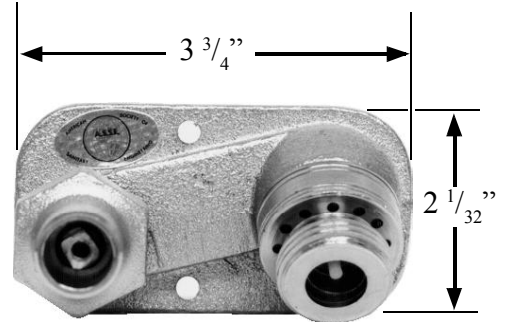
4515 East 139th Street
Grandview, MO 64030
800-362-9055
Fax 800-362-1463

C-534

Dimensions Specifications Ordering



Cross Section Top View



Front

Furnish and install Freezeless Model C-534 Commercial Keyless Wall Hydrant as manufactured by Prier Products, Inc. Hydrant shall have automatic draining capabilities with integral ASSE 1052 approved double check vacuum breaker/backflow preventor. Hydrant shall have 3/4" hose connection with freezeless water flow and self-draining functions. After hydrant is turned in the "off" position, hydrant must be capable of draining even with the hose attached and under pressure without sprayback. Hydrant shall be constructed of all non-ferrous materials with EPDM sealing mechanisms. Hydrant body must be satin nickel plated. For stability of operation, hydrant stem shall be secured at the seat end with ACME type threads and at the handle end with the packing nut. Lockshield must be long enough to ensure operation only with the included operating key.

Hydrant must be installed through a 1 1/8" diameter hole without any custom brick cutting. Hydrant body shall incorporate proper drainage pitch to ensure proper drainage. Operating Key is to be furnished with each hydrant. Hydrant length is to be _ inches.

C-534D10

- | | |
|-----------------------|------------------|
| Inlet | Length |
| D-1/2" MPT x 1/2" SWT | CC-Close Coupled |
| F-3/4" MPT x 3/4" SWT | 04-4" Insertion |
| T-3/4" MPT x 1/2" FPT | 06-6" Insertion |
| | 08-8" Insertion |
| | 10-10" Insertion |
| | 12-12" Insertion |
| | 14-14" Insertion |
| | 18-18" Insertion |
| | 24-24" Insertion |
| | XX-Special Size |


D Style

1/2" MIP x 1/2" Female Swt Inlet




F Style

3/4" Female Sweat Inlet




T Style

3/4" MIP x 1/2" FPT



ID	Part Number	Description	ID	Part Number	Description
1	C-108K T-808	Loose Key on Lanyard	6	231-0406	Stem for 6" C-434/534 ~8.75" OAL
2	C-134K T-803	Stem Packing & Washer Kit		231-0408	Stem for 8" C-434/534 ~10.75" OAL
3	300-1021	Valve Stem Cap for C 534		231-0410	Stem for 10" C-434/534 ~12.75" OAL
4	C-434K T-906	Vacuum Breaker Repair Kit		231-0412	Stem for 12" C-434/534 ~14.75" OAL
5	C-434K T-902	Stopper & Pin Kit (with tool)		231-0414	Stem for 14" C-434/534 ~16.75" OAL
1-5	C-534K T-907	Overhaul Kit for C-534		231-0418	Stem for 18" C-434/534 ~20.75" OAL
6	231-04CC	Stem for CC C-434/534 ~4.75" OAL		231-0424	Stem for 24" C-434/534 ~26.75" OAL
	231-0404	Stem for 4" C-434/534 ~6.75" OAL	7	C-534K T-804	Conversion Kit to Handle Operated C-434

Parts



Consult List Pricing or www.PRIER.com
for old style C-534 parts