




MUSTEE
Preferred by the "Pros"

53 DURAWALL® Thermoplastic Bathtub Wall

SEE PAGE 2 FOR A LIST OF ACCESSORIES! ►

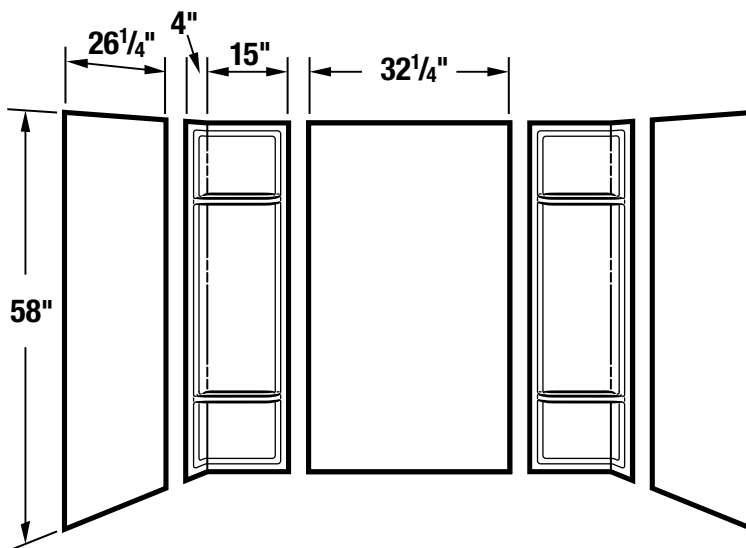


Design features:

- Formed from high-grade thermoplastic
- Ideal for new or remodel projects...fits all Topaz™ Fiberglass Bathtubs, as well as standard 30" x 60" bathtubs of other manufacturers.
- Panels can be trimmed to simplify installation in out-of-plumb alcoves or for installing DURATRIM® window kits
- Includes four large, molded-in, self-draining shelf ideal for shampoo, soap, etc.
- Five panel wall system with seamless corner panels and overlapping edges, create a watertight wall surround.
- Adhesive mounts to drywall or like surfaces
- Available in white or bone.
- Smooth, colorfast glossy finish, resists scuffs.
- Mold and mildew-resistant...easy to clean

Specifications

Model	Color	Fits Alcove	UPC
53WHT	White	30" x 60"	6 71031 00428 4
53BN	Bone	30" x 60"	6 71031 00429 1



General: Furnish and install as shown on plans, DURAWALL® Bathtub Wall model 53, as manufactured by E.L. Mustee & Sons, Inc. The hi-impact thermoplastic wall system shall be 5-piece construction with four formed shelves. One-piece, seamless corner panels with overlapping edges. Uniform color throughout entire thickness of each panel. Color _____ (White, Bone).

Requires three to five or more 11 oz. cartridges of panel adhesive labeled for bonding to Bathtub and Shower walls.

Don't use adhesive containing tar, asphalt, lacquer thinner or toluene.



MUSTEE

E.L. Mustee & Sons, Inc. • 5431 West 164th Street • Brook Park, OH 44142 • Phone: 216.267.3100 • Fax: 216.267.9997
E-mail: info@mustee.com • Web: www.mustee.com • Proudly made in the USA

Notice: Our continuous commitment to product improvement may result in changes to product specifications without notice.
Patents pending. Made and Printed in U.S.A.



MUSTEE
Preferred by the "Pros"

53 DURAWALL® Thermoplastic Bathtub Wall Accessories

► TOPAZ™ Premium Fiberglass Bathtubs, 30"x 60"

Elegance, classic design, quality craftsmanship, deep colorfast finish...everything you're looking for in a premium soaking bathtub can be summed up in one word...TOPAZ™. These high quality bathtubs fit all Mustee bathtub wall systems and 30" x 60" standard bathtub walls.



Model No.	Color	Drain Location	UPC
T6030R	White	RH	6 71031 00413 0
T6030RBN	Bone	RH	6 71031 00414 7
T6030RBT	Biscuit	RH	6 71031 00432 1
T6030L	White	LH	6 71031 00411 6
T6030LBN	Bone	LH	6 71031 00414 7
T6030LBT	Biscuit	LH	6 71031 00432 1

► 52.600W DURATRIM® Thermoplastic Window Trim Kits

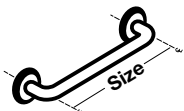
Should there be an existing window or plans for one where you want to install a new Mustee bathtub wall, our thermoplastic window trim kit will create a beautiful finish to any window installation.



Model No.	Color	UPC
52.600W	White	6 71031 00185 6

► CareGiver® Grab Bars— 1-1/2" Dia. Straight

A wide range of 304 stainless steel grab bars in all popular styles, lengths and sizes are available to provide support and stability.



Model No.	Size	UPC
390.305	18"	6 71031 00452 9
390.301	24"	6 71031 00359 1
390.306	36"	6 71031 00434 5
390.307	42"	6 71031 00435 2
390.302	48"	6 71031 00360 7



MUSTEE

E.L. Mustee & Sons, Inc. • 5431 West 164th Street • Brook Park, OH 44142 • Phone: 216.267.3100 • Fax: 216.267.9997
E-mail: info@mustee.com • Web: www.mustee.com • Proudly made in the USA

Notice: Our continuous commitment to product improvement may result in changes to product specifications without notice.
Patents pending. Made and Printed in U.S.A.